








PRODUCT LINE MATRIX

# MOBILITY CONTROLLER

FEATURES	7000 SERIES			7200 SERIES		
	7005	7010	7030	7210	7220	7240
						
<b>MAXIMUM CAMPUS AP LICENSES</b>	16	32	64	512	1,024	2,048
<b>MAXIMUM REMOTE AP LICENSES</b>	16	32	64	512	1,024	2,048
<b>MAXIMUM CONCURRENT USERS/DEVICES</b>	1,024	2,048	4,096	16,384	24,576	32,768
<b>MAXIMUM VLANS</b>	4,094	4,094	4,094	4,094	4,094	4,094
<b>ACTIVE FIREWALL SESSIONS</b>	16,384	32,768	65,536	2,015,291	2,015,291	2,015,291
<b>CONCURRENT GRE TUNNELS (SYSTEM BSSIDS)</b>	512	1,024	2,048	8,192	16,384	32,768
<b>CONCURRENT IPSEC SESSIONS</b>	512	1,024	2,048	16,384	24,576	32,768
<b>CONCURRENT SSL FALLBACK SESSIONS</b>	512	1,024	2,048	8,192	8,192	8,192
<b>MOBILITY ACCESS SWITCH TUNNELED NODE PORTS</b>	512	1,024	2,048	8,192	12,288	16,384
<b>FIREWALL THROUGHPUT</b>	2 Gbps	4 Gbps	8 Gbps	20 Gbps	40 Gbps	40 Gbps
<b>ENCRYPTED THROUGHPUT (3DES, AES-CBC)</b>	1.2 Gbps	2.4 Gbps	2.4 Gbps	10 Gbps	30 Gbps	40 Gbps
<b>ENCRYPTED THROUGHPUT (AES-CCM)</b>	2.2 Gbps	3.6 Gbps	4.4 Gbps	6 Gbps	20 Gbps	40 Gbps
<b>DIMENSIONS (H X W X D)</b>	4.1cm x 20cm x 20cm (1.6" x 7.9" x 7.9")	4.4cm x 31.8cm x 33.7cm (1.7" x 12.5" x 13.3")	4.4cm x 30.5cm x 21.1cm (1.7" x 12" x 8.3")	4.4cm x 44.5cm x 44.5cm (1.75" x 17.5" x 17.5")		
<b>10/100/1000BASE-T PORTS</b>	4 RJ-45	16 RJ-45, 2 SFP	8 RJ-45 / 8 SFP (combo)	2 RJ-45 / 2 SFP (combo)		

FEATURES	7000 SERIES			7200 SERIES		
	7005	7010	7030	7210	7220	7240
						
<b>10 GIGABIT ETHERNET PORTS (SFP+)</b>	N/A	N/A	N/A	4		
<b>MANAGEMENT PORTS, CONSOLE, USB</b>	MGT: 0, CON: mUSB, USB: 1	MGT: 1, CON: mUSB+RJ45, USB: 2	MGT: 1, CON: mUSB+RJ45, USB: 1			
<b>POWER-OVER-ETHERNET PORTS (802.3AF/802.3AT)</b>	No	12 RJ45 (max 150W)	No	Hot swappable dual redundant AC or DC power options		
<b>POWER OPTIONS</b>	PoE (port 1), External AC Adapter	Integrated AC power supply	Integrated AC power supply	-	-	-
<b>REDUNDANT POWER</b>	No	No	No	✓	✓	✓
<b>MAXIMUM POWER CONSUMPTION</b>	16.6 watts	190 watts (with PoE)	55 watts	110 watts	125 watts	165 watts
<b>WI-FI STANDARDS SUPPORT</b>	802.11 a/b/g/n/ac					
<b>ENCRYPTION TYPES</b>	WEP, TKIP, DES, AES-CCMP, 3DES, AES CBC					
<b>AUTHENTICATION TYPES</b>	WPA-Enterprise, WPA-PSK, WPA2-Enterprise, WPA2-PSK, 802.1X, MAC address, captive portal					
<b>HARDWARE WARRANTY</b>	One year					
<b>SOFTWARE WARRANTY</b>	90 days					
<b>MINIMUM ARUBAOS VERSION</b>	6.4.1.0	6.4.1.0	6.4.1.0	6.2.0.0	6.2.0.0	6.2.0.0

FEATURES	3000 SERIES		
	3200	3400	3600
			
<b>MAXIMUM CAMPUS AP LICENSES</b>	32	64	128
<b>MAXIMUM REMOTE AP LICENSES</b>	128	256	512
<b>MAXIMUM CONCURRENT USERS/DEVICES</b>	2,048	4,096	8,192
<b>MAXIMUM VLANS</b>	128	256	512
<b>ACTIVE FIREWALL SESSIONS</b>	128,000	128,000	128,000
<b>CONCURRENT GRE TUNNELS (SYSTEM BSSIDS)</b>	2,048	4,096	8,192
<b>CONCURRENT IPSEC SESSIONS</b>	2,048	4,096	4,096
<b>CONCURRENT SSL FALLBACK SESSIONS</b>	512	1,024	2,048
<b>MOBILITY ACCESS SWITCH TUNNELED NODE PORTS</b>	256	512	1,024
<b>FIREWALL THROUGHPUT</b>	3 Gbps	4 Gbps	4 Gbps
<b>ENCRYPTED THROUGHPUT (3DES, AES-CBC)</b>	1.6 Gbps	4 Gbps	8 Gbps
<b>ENCRYPTED THROUGHPUT (AES-CCM)</b>	800 Mbps	2 Gbps	4 Gbps
<b>DIMENSIONS (HXWXD)</b>	4.4cm x 35.1cm x 29.7cm (1.75" x 13.8" x 11.7")		
<b>GIGABIT ETHERNET PORTS</b>	4 RJ45 / 4 SFP (combo)	4 RJ45 / 4 SFP (combo)	4 RJ45 / 4 SFP (combo)

FEATURES	3000 SERIES		
	3200	3400	3600
			
<b>10 GIGABIT ETHERNET PORTS (XFP)</b>	0	0	0
<b>MANAGEMENT PORTS, CONSOLE, USB</b>	MGT: 0, CON: RJ45, USB: 0		
<b>POWER-OVER-ETHERNET PORTS (802.3AF/802.3AT)</b>	No	No	No
<b>POWER OPTIONS</b>	Integrated AC power supply		
<b>REDUNDANT POWER</b>	No	No	No
<b>MAXIMUM POWER CONSUMPTION</b>	35 watts	45 watts	60 watts
<b>LEGACY 802.11 STANDARDS SUPPORT</b>	802.11 a/b/g/n		
<b>ENCRYPTION TYPES</b>	WEP, TKIP, DES, AES-CCMP, 3DES, AES CBC		
<b>AUTHENTICATION TYPES</b>	WPA-Enterprise, WPA-PSK, WPA2-Enterprise, WPA2-PSK, 802.1X, MAC address, captive portal		
<b>HARDWARE WARRANTY</b>	One year		
<b>SOFTWARE WARRANTY</b>	90 days		
<b>MINIMUM ARUBAOS VERSION</b>	3.4.0.0	3.2.0.0	3.2.0.0



1344 CROSSMAN AVE | SUNNYVALE, CA 94089  
 1.866.55.ARUBA | T: 1.408.227.4500 | FAX: 1.408.227.4550 | INFO@ARUBANETWORKS.COM